



Copernicus Master in Digital Earth (CDE) is a two year full-time integrated Erasmus Mundus Joint Master Degree (EMJMD) Programme.

The English language Master of Science Programme is jointly offered to outstanding candidates as double degree. Students study Earth Observation and Geoinformatics in year one. Two Specialization Tracks provide a pathway towards excellence in GeoData Science as well as GeoVisualization in year two.



Palacký University
Olomouc



EMCDE: First Call for Applications – Intake 1

- **Call open: January 2, 2019 – March 14, 2019**
- **Online application for Copernicus Master in Digital Earth ([Online Form](#))**

(4) ELIGIBILITY CRITERIA FOR SELECTION ([www](#)). Check and document your eligibility by:

1. [Assuring the academic qualifications required by CDE](#)
2. [Checking additional Criteria for Selection](#)
3. [Conforming with Erasmus+ scholarship eligibility rules](#) (E+ scholarship applicants only)
4. [Completing the online application form and upload of all required documents.](#)

Open ,[Online application for Copernicus Master in Digital Earth](#)'

Phase 1: Complete Basic Data

Complete your basic data:


Data concerning the application, Personal Details, Current Study (if applicable), Current Work Experience (if applicable), E+ Scholarship (if applicable), Self-Funded Applicants: Statement of Financial Resources (if applicable), Declaration of Correctness and Understanding, and Data Protection and Use of Student Data.

Please note: Fields marked * are compulsory fields and must be filled in before you submit the form. The application does not have to be completed in one session; incomplete forms can be saved and



continued at a later time. We suggest to draft longer text in an offline document for copy/pasting into the form.

You will see following content on your screen:

Online application for Copernicus Master in Digital Earth


All fields marked with (*) must be completed.

— Data concerning the application Open all sub groups Close all sub groups

Type of application	<input checked="" type="radio"/> Incomings <input type="radio"/> Outgoings *
Type of person	<input checked="" type="radio"/> Students <input type="radio"/> Teachers *
Exchange Programme	Erasmus Mundus Joint Master Degrees *
Academic year	2019/2020 *
Host country	Austria
Host institution	SALZBUR01 - UNIVERSITÄT SALZBURG
I apply for admission as	<input checked="" type="radio"/> E+ Scholarship student <input type="radio"/> Self-funded student only <input type="radio"/> Combined: E+ Scholarship & Self-funded student *
I'm from	<input type="radio"/> Programme Country <input type="radio"/> Partner Country *
Study Track student at	<input type="radio"/> UBS: GeoDSc <input type="radio"/> UPOL: GeoVIS *

Participation in the CDE Programme is possible either with an Erasmus+ EMJMD Scholarship of different categories:

- Erasmus+ EMJMD Scholarship for Programme Countries
- Erasmus+ EMJMD Scholarship for Partner Countries
- Erasmus+ EMJMD Scholarship for Non-Scholarship Holders (i.e., self-funded student).

More information: [Participation Costs](#) and [Eligible Countries](#)

— Personal Details

Family Name(s)	<input type="text"/> *
First Name(s)	<input type="text"/> *
Gender	<input type="radio"/> male <input type="radio"/> female <input type="radio"/> other *
Marital Status	<input type="radio"/> single <input type="radio"/> married <input type="radio"/> divorced <input type="radio"/> widowed *
Date of birth (dd.mm.yyyy)	<input type="text"/> *
Country of Birth	<-- Please select --> *
City of Birth	<input type="text"/> *
Nationality	<-- Please select --> *

After completion you will receive an Email Notification:

'EMCDE - Confirmation: Completion Basic Data Entry'

You will be asked to proceed with your application and to register with the MOBILITY-ONLINE platform via the link provided in this email notification.



Phase 2: Register

Register: Enter your date of birth, create a user name and password. This login provides ongoing access to your online application form until you finally submit.

Please note: Entries in the form and uploaded documents are saved automatically. NO changes are possible after you have completed all questions, uploaded all documents and you press 'submit'.

You will receive an email notification with the subject 'Confirmation: Completion of Application'. Your application will be treated with the strictest confidence according to currently applicable EU General Data Protection Regulation (GDPR) regulations.



Online registration for Mobility-Online
(Erasmus Mundus Joint Master Degrees)

Step 1 of 2 - Input Registration number

First you have to enter your registration code and your date of birth. If this site was executed via the link in the confirmation mail the registration code should be filled out by the system.

Please confirm your entries and press the button **[Next step]**

Registration number *
Date of birth

Step 2 of 2 - Input User Name and Password

Now, you can enter your desired login and password (at least 6 characters, at least one upper-case letter, at least one digit, no special characters).

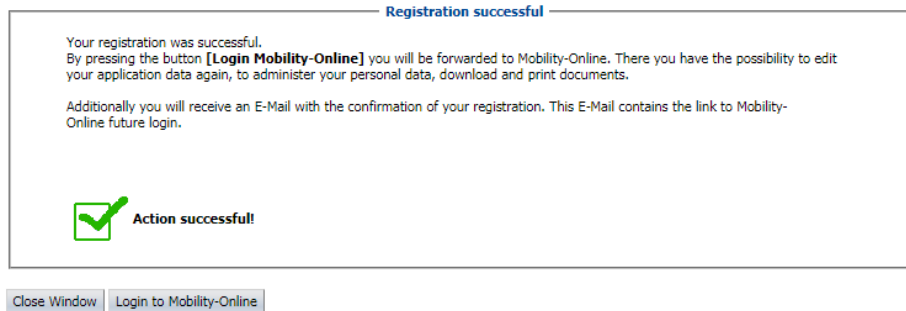
Should your desired login already exist in the database, please try another one.

For the purpose of password security, repeat the chosen password to confirm.

Please proceed by clicking on the button: **[Continue]**.

Login
Password
Repeat password





After completion you will receive an Email Notification:

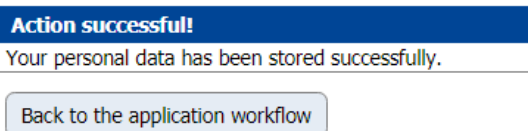
'EMCDE - Confirmation: of Registration / login to complete your online application.'

Please note: Multiple logins and changes to your data entered are possible, as long as you have not submitted your application.

Phase 3: Complete your application - Step by Step

Continue to [Complete Personal Data](#)

After completion you will see following information



Proceed and [Complete additional application details](#)

Visa Information, Geospatial/Computational Academic Expertise fulfilling Application Requirements, Language Proficiency, and References



Please note: You will be requested clicking on 'Forward to update' to be able to enter data!

The screenshot displays the EMCDE application form with the following sections:

- Applications incoming:** Contains 'Cancel' and 'Forward to update' buttons, with the latter circled in red.
- Geospatial/Computational Academic Expertise fulfilling Application Requirements:** Includes questions about Schengen Visa, Austrian/French/Czech residence permit, and prior qualifications. It also has radio button options for Publications, Conference presentations, Teaching experience, and Programming/Software development experience.
- Language Proficiency:** Includes fields for Native language (1) and (2), and radio button options for English language proficiency (A1, A2, B1, B2, C1, C2) and English as language of instruction of prior degree.
- References:** Contains three sets of fields for General information and Email-address for Referee 1, 2, and 3.

Click on 'Show application work-flow' to go back to the overview, and to proceed

The screenshot shows a navigation menu with the following items:

- My Application Data:** This section is circled in red and contains:
 - Show application work-flow
 - Edit application
 - Download documents
 - Selection of the used application
- My Settings:** A collapsed section indicated by a downward arrow.

Please note: After a file upload the 'application work-flow' will appear automatically and you'll be able to proceed. Continuing with data entry in the form will require an action from your end, please click on 'show application work-flow' on the left side of your screen, as shown above.

CONTINUE: First click on 'show application work-flow' and enter data to Complete Cover Letter containing information on your Geospatial expertise



Workflow overview: see example below

Necessary steps	Done	Done on	Done by	Direct access via following link
Confirmation registration email received	<input checked="" type="checkbox"/>	20.12.2018	Automatically generated	
Online-Registration	<input checked="" type="checkbox"/>	20.12.2018		
Personal Data completed	<input checked="" type="checkbox"/>	20.12.2018		Complete Personal Data
Additional application details completed	<input checked="" type="checkbox"/>	20.12.2018		Complete additional application details
<input type="checkbox"/> Geospatial/Computational Academic Expertise fulfilling Application Requirements completed	<input type="checkbox"/>			Complete Geospatial/Computational Academic Expertise fulfilling Application Requirements
<input type="checkbox"/> Cover Letter containing information on your Geospatial expertise completed	<input type="checkbox"/>			
<input type="checkbox"/> Prior Academic Degree(s) form completed	<input type="checkbox"/>			
<input type="checkbox"/> Personal Motivation Letter completed	<input type="checkbox"/>			
<input type="checkbox"/> CV including passport photo uploaded	<input type="checkbox"/>			
<input type="checkbox"/> Proof of identity and nationality uploaded	<input type="checkbox"/>			
<input type="checkbox"/> Proof of current residency uploaded	<input type="checkbox"/>			
<input type="checkbox"/> Academic degree awards, including diploma supplement uploaded	<input type="checkbox"/>			
<input type="checkbox"/> Transcript of studies uploaded	<input type="checkbox"/>			
<input type="checkbox"/> Reference Letter 1 uploaded	<input type="checkbox"/>			
<input type="checkbox"/> Reference Letter 2 uploaded	<input type="checkbox"/>			
<input type="checkbox"/> Declaration of Correctness and Understanding completed	<input type="checkbox"/>			
<input type="checkbox"/> Declaration printed	<input type="checkbox"/>			
<input type="checkbox"/> Signed Declaration of Correctness and Understanding uploaded	<input type="checkbox"/>			
<input type="checkbox"/> One more final question	<input type="checkbox"/>			
<input type="checkbox"/> Application submitted	<input type="checkbox"/>			

Click on 'show application work-flow' and enter data to [Complete Prior Academic Degree\(s\) form](#)

Click on 'show application work-flow' and enter data to [Complete Personal Motivation Letter](#)

Upload documents as pdf

Please note: Free pdf converters are available online. Please re-read information on requirements carefully before uploading documents:

<https://www.master-cde.eu/admission/procedures-deadlines/application-step-1/>

Continue and [Upload your CV \(PDF\)](#)

[Upload your Passport copy](#)

[Upload your proof of current residency](#)

[Upload your academic degree awards, including diploma supplement](#)

[Upload your Transcript of studies](#)

[Upload your formal proof of English proficiency](#) (if applicable)



Upload your Reference Letter 1 (optional)

Upload your Reference Letter 2 (optional)

Complete your Declaration of Correctness and Understanding

Click on 'show application work-flow' and Print Declaration, sign it

Upload your Signed Declaration of Correctness and Understanding

One more final question:

Let us know how did you learn about the Copernicus Master in Digital Earth EMJMD

Click on 'show application work-flow' to proceed.

Please note: Until now you'll be able to edit your application! (Step 17/18)

Necessary steps	Done	Done on	Done by	Direct access via following link:
Confirmation registration email received	<input checked="" type="checkbox"/>	20.12.2018	Automatically generated	
Online-Registration	<input checked="" type="checkbox"/>	20.12.2018		
Personal Data completed	<input checked="" type="checkbox"/>	20.12.2018		Complete Personal Data
Additional application details completed	<input checked="" type="checkbox"/>	20.12.2018		Complete additional application details
Cover Letter containing information on your Geospatial expertise completed	<input checked="" type="checkbox"/>	20.12.2018		Complete Cover Letter containing information on your Geospatial expertise completed
Prior Academic Degree(s) form completed	<input checked="" type="checkbox"/>	20.12.2018		Complete Prior Academic Degree(s) form
Personal Motivation Letter completed	<input checked="" type="checkbox"/>	20.12.2018		Complete Personal Motivation Letter
CV including passport photo uploaded	<input checked="" type="checkbox"/>	20.12.2018		Upload your CV (PDF)
Proof of identity and nationality uploaded	<input checked="" type="checkbox"/>	20.12.2018		Upload your Passport copy
Proof of current residency uploaded	<input checked="" type="checkbox"/>	20.12.2018		Upload your proof of current residency
Academic degree awards, including diploma supplement uploaded	<input checked="" type="checkbox"/>	20.12.2018		Upload your academic degree awards, including diploma supplement
Transcript of studies uploaded	<input checked="" type="checkbox"/>	20.12.2018		Upload your Transcript of studies
Formal proof of English proficiency uploaded	<input checked="" type="checkbox"/>	20.12.2018		Upload your formal proof of English proficiency
Reference Letter 1 uploaded	<input type="checkbox"/>			Upload your Reference Letter 1 (optional)
Reference Letter 2 uploaded	<input type="checkbox"/>			Upload your Reference Letter 2 (optional)
Declaration of Correctness and Understanding completed	<input checked="" type="checkbox"/>	20.12.2018		Complete your Declaration of Correctness and Understanding
Declaration printed	<input checked="" type="checkbox"/>	20.12.2018		Print Declaration
Signed Declaration of Correctness and Understanding uploaded	<input checked="" type="checkbox"/>	20.12.2018		Upload your Signed Declaration of Correctness and Understanding
One more final question	<input checked="" type="checkbox"/>	20.12.2018		Let us know how did you learn about the Copernicus Master in Digital Earth EMJMD
Application submitted	<input type="checkbox"/>			Submit application

You will be asked to submit your application (Step 18/18): Click on 'Submit application and then on 'show application work-flow' to proceed.

Please submit your application

Submit application

Back to the application workflow

After you treated wi

Please note: You CANNOT edit your application after your final submission!

Click on 'show application work-flow' to finish.



Necessary steps	Done	Done on	Done by	Direct access via following link
Confirmation registration email received	<input checked="" type="checkbox"/>	20.12.2018	Automatically generated	
Online-Registration	<input checked="" type="checkbox"/>	20.12.2018		
Personal Data completed	<input checked="" type="checkbox"/>	20.12.2018		
Additional application details completed	<input checked="" type="checkbox"/>	20.12.2018		
Geospatial/Computational Academic Expertise fulfilling Application Requirements completed	<input checked="" type="checkbox"/>	20.12.2018		
Cover Letter containing information on your Geospatial expertise completed	<input checked="" type="checkbox"/>	20.12.2018		
Prior Academic Degree(s) form completed	<input checked="" type="checkbox"/>	20.12.2018		
Personal Motivation Letter completed	<input checked="" type="checkbox"/>	20.12.2018		
CV including passport photo uploaded	<input checked="" type="checkbox"/>	20.12.2018		
Proof of identity and nationality uploaded	<input checked="" type="checkbox"/>	20.12.2018		
Proof of current residency uploaded	<input checked="" type="checkbox"/>	20.12.2018		
Academic degree awards, including diploma supplement uploaded	<input checked="" type="checkbox"/>	20.12.2018		
Transcript of studies uploaded	<input checked="" type="checkbox"/>	20.12.2018		
Reference Letter 1 uploaded	<input type="checkbox"/>			Upload your Reference Letter 1 (optional)
Reference Letter 2 uploaded	<input type="checkbox"/>			Upload your Reference Letter 2 (optional)
Declaration of Correctness and Understanding completed	<input checked="" type="checkbox"/>	20.12.2018		
Declaration printed	<input checked="" type="checkbox"/>	20.12.2018		
Signed Declaration of Correctness and Understanding uploaded	<input checked="" type="checkbox"/>	20.12.2018		
One more final question	<input checked="" type="checkbox"/>	20.12.2018		
Application submitted	<input checked="" type="checkbox"/>	20.12.2018		

Thank you! Your application has been successfully submitted. NO changes are possible after you have completed all questions and uploaded all documents. You will receive an email notification with the subject 'EMCDE Confirmation: Completion of Application'. Your application will be treated with the strictest confidence according to currently applicable EU General Data Protection Regulation.

After completion you will receive an Email Notification:

'EMCDE - Confirmation: Confirmation: Completion of Application.'

Thank you for your interest in the EMJMD programme 'Copernicus Master in Digital Earth'. We will soon start to evaluate your application; it will first be formally checked for eligibility. In case of any issues, you will be notified by email. Please be aware that the information provided does not preempt any assessment and decision. The selection committee will assess your complete documents and then will propose a decision on your application. On the study programme website you can review application and selection procedures as well as deadlines:

<https://www.master-cde.eu/admission/procedures-deadlines/>

CONGRATULATIONS, you have taken a great step forward.

'CDE' Selection Committee and EMCDE Programme Office, University of Salzburg
EMJMD - CDE - Copernicus Master in Digital Earth

www.master-cde.eu

